

Ett Marine Testing Laboratories

3803 GlenEagles Drive, Silver Spring, MD, 20906
301-603-8932 and 301-518-7674

Second Plate All Marine Test Report May 4 2009

This report covers the testing in a marine environment of the second set of Plate All samples using different formulations and coating thicknesses. Samples were prepared on both wood substrate, and sheet plexiglass substrate. These samples were marked with brass tags for identification.

The samples were immersed in water at our testing facility in Glebe Harbor Virginia in August 20009, checked in September 2009, and removed for analysis in April 2010. These waters are brackish, and support heavy barnacle infestations. Glebe Harbor is located on tributaries of the Potomac River, about 20 miles upstream from Point Lookout.

The samples were rinsed to remove mud accumulations and air dried. When removed from the water there was no indication of Marine animal attachment.

Several wood samples were lost during the testing. One sample consisting of a pressure treated 2x4 segment coated with a waterproof epoxy compound called Gluvit, and subsequently coated on one surface with a plate All formulation containing finely divided Copper powder. This sample was found to be unaffected by marine growth .

Three samples were recovered which consisted of plexiglass sheets coated with Plate All Formulations. One of these samples were coated on both sides and the third was coated on both sides. Adherence of marine growth was minimal in all samples. The uncoated sides of the plexiglass sheet had some marine growth but the amount was much less than expected. This may be due to the copper in the Plate All coating leaching into the water and providing some protection to the uncoated side.

Further processing will be performed on the samples to determine the condition of the surface after mild cleaning processes such as rubbing a portion with fine steel wool.

Photographs of the test samples are included on the following pages:

Allen H. Ett
Consulting Physicist



All Samples Coated Sides



Sample 6 Coated Side



Sample 5 Coated Side




Sample 8 Coated side




sample 4 Uncoated Side (Epoxy)




Sample 4 Coated Side



Sample 5 Coated Side



Sample 6 Uncoated Side



Sample 8 Uncoated Side